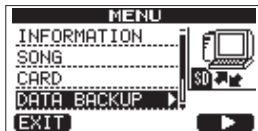


How to restore DEMO song

Restoring DEMO song

- 1 Connect the unit to a computer using a USB cable.
- 2 Use the computer to copy DEMO song file from the computer to the BACKUP directory on the FAT partition of the unit.
- 3 When copying finishes, disconnect the unit from the computer using the proper procedures and then remove the USB cable.
- 4 After the unit restarts automatically, press **MENU** to open the MENU screen.
- 5 Turn the **DATA** wheel to select **DATA BACKUP** and press the **F4 (▶)** button.

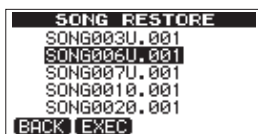


DATA BACKUP screen appears.

- 6 Turn the **DATA** wheel to select **SONG RESTORE**, and press the **F4 (▶)** button.



The screen shows the backup files on the FAT partition.



NOTE

An error message appears if there are no files on the FAT partition.

- 7 Turn the **DATA** wheel to select the file that you want to restore, and press the **F2 (EXEC)** button. The actual song name and a confirmation message (Are you sure?) appear.



NOTE

If the file name is short, spaces appear after the file name on the FAT partition, but those spaces are not included in the actual file name.

- 8 Press the **F3 (YES)** button. After the currently loaded song is saved, the song selected in step 6 is restored and loaded.

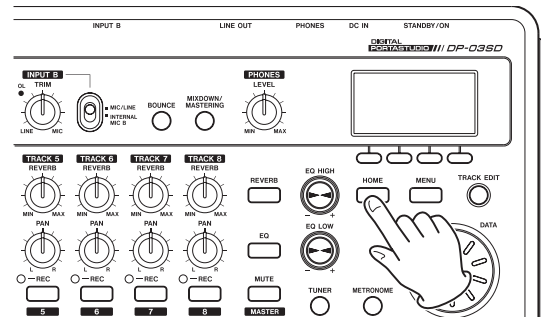
NOTE

If the open space on the card is insufficient, an error message appears.

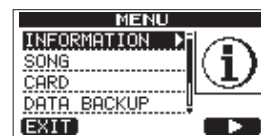
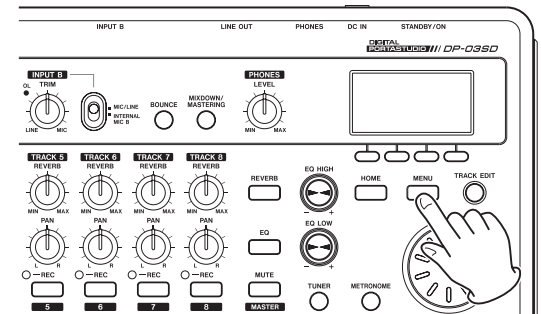
- 9 Press the **HOME** button to return to the Home Screen.

Listening to the demo song

- 1 Press the **HOME** button to open the Home Screen.



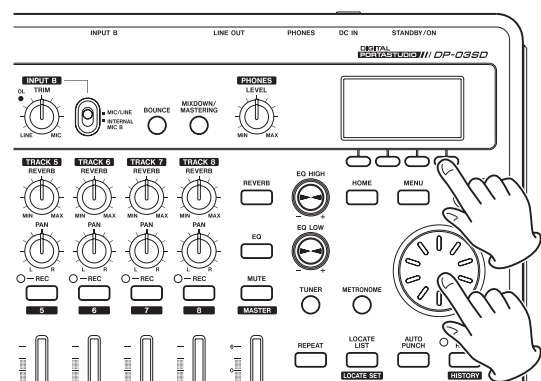
- 2 When the Home Screen is open, press the **MENU** button to open the MENU screen.



- 3 Use the **DATA** wheel to select the **SONG** menu item and press the **F4 (▶)** button to open the SONG screen.

NOTE

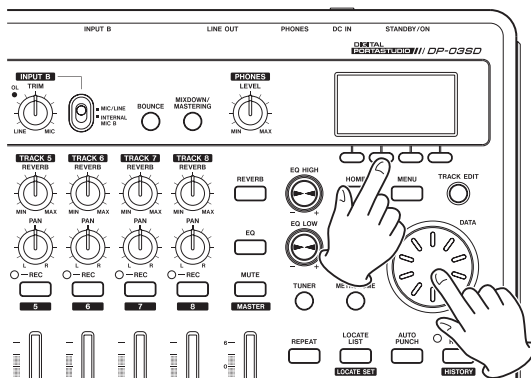
When an item is selected, it appears as light characters on a dark background.



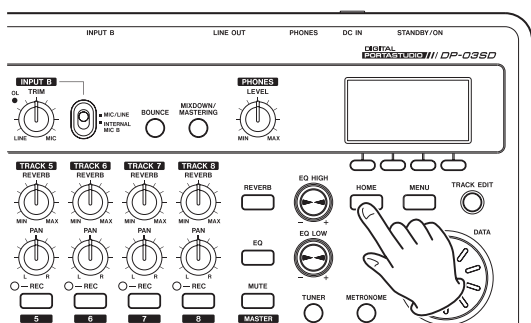
- Use the **DATA** wheel to select the **LOAD** item and press the **F4 (▶)** button to open the **SONG LOAD** screen, which shows a list of the songs on the card.



- Use the **DATA** wheel to select **DEMO_03** and press the **F2 (EXEC)** button to load the demo song and return to the **SONG** screen.



- Press the **HOME** button to return to the Home Screen.



- Press the **PLAY (▶)** button, and raise the **TRACK 1-8** faders, **MASTER** fader and **PHONES LEVEL** knob to listen to the demo song.